



msi[®]

How to reset monitor to default
MAG24C/27C/27CQ

G.A.M.E. UNLIMITED



BEST MEETS BEST
REACH NEW HEIGHTS



SOME ARE PC, WE ARE GAMING

TRUE GAMING


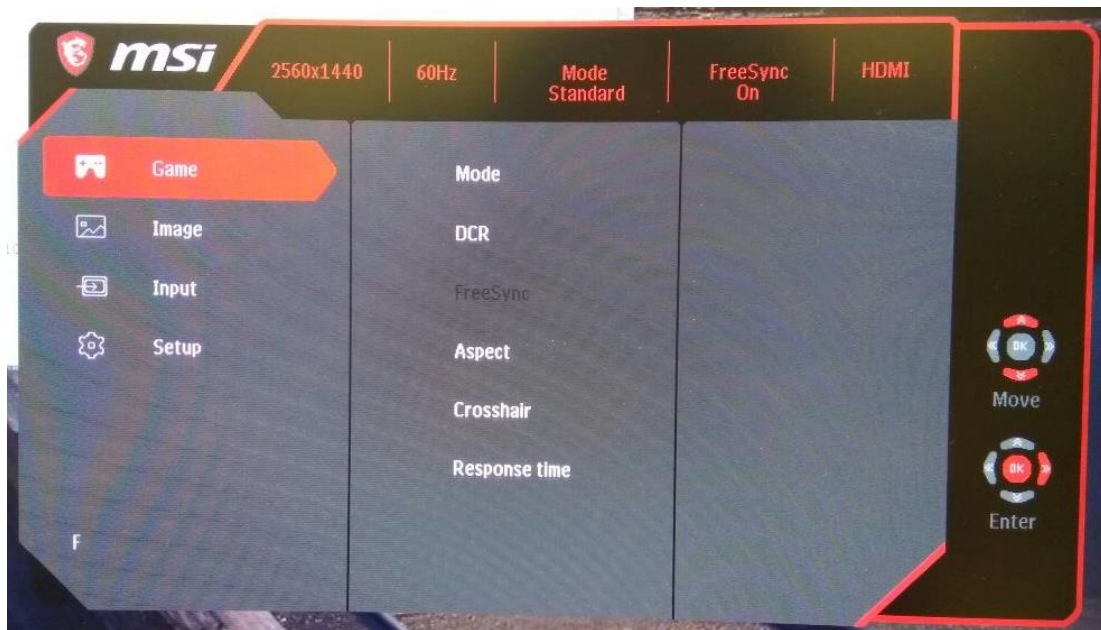
Agenda



When monitor display abnormal , such as contrast and brightness incorrect. Or monitor configuration failure. We always can reset monitor configuration to factory default to solve it.
Please follow the next few pages to reset monitor.

How to reset monitor to factory default

1. To press the joystick in the rear of monitor.
2. Then you will see the control panel pop up on monitor screen.



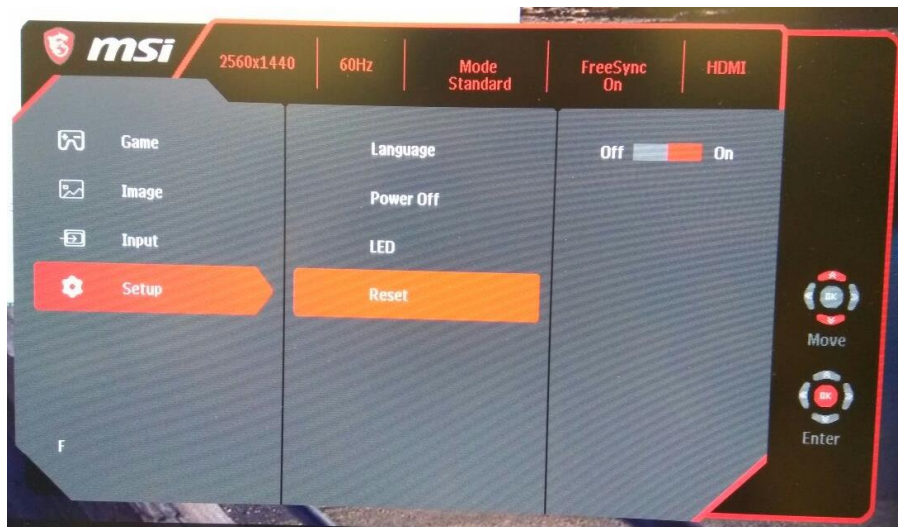
How to reset monitor to factory default

3. Then follow the path as below by joystick.

“**Setup**” -> “**Reset**” -> change to “**On**”.

4. After setup, press joystick to confirm.

Then all of configuration will back to default.





msi®

TRUE  GAMING

SOME ARE PC, WE ARE GAMING